



# Zero Emission Bus Analytics



## Costs Simplified

Our automated utility bill tool provides actual costs to operating ZEB fleets



## Management

Vehicle operating efficiency for the whole fleet in one location



## Air Quality

Emissions Factor Modeling provides reputable and reportable data


## Comparable Metrics

TransTrack Solutions Zero Emission Bus (ZEB) Module provides transit professionals analytical information for emerging and alternative transit fleets. Our software incorporates electric utility billing and calculates equivalency data to provide true comparisons year-over-year to benchmark fleets.

## Reportable Modeling

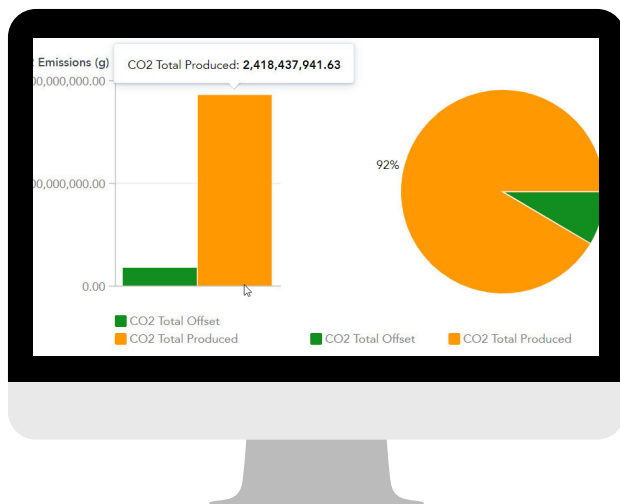
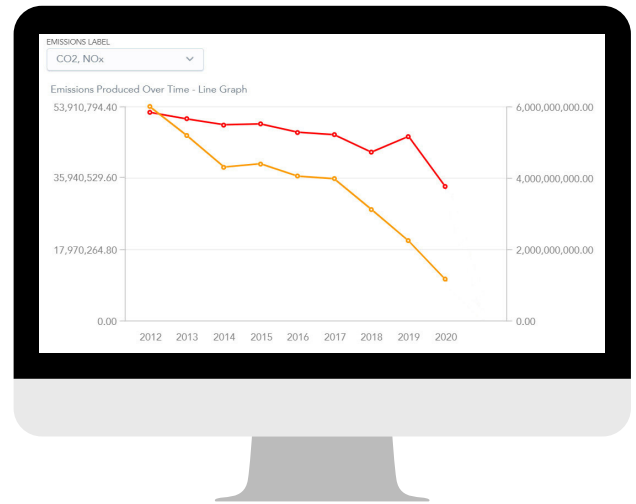
With the power of accredited Emissions Modeling already included in our module, we can calculate emissions output and the emissions benefit that you gain as your agency makes the switch to a zero emissions bus fleet.

<https://www.transtracksystems.net/>



## Emissions Chart

The TransTrack Manager provides detailed emissions analytics for your fleet. With automated emissions modeling, you can track your actual fleet emissions; providing monthly emissions outputs for CO<sub>2</sub>, NO<sub>x</sub>, SO<sub>x</sub>, and Particulate Matter.



## CO<sub>2</sub> Offset Chart

The CO<sub>2</sub> Offset metric calculates the actual amount of emissions that your agency would otherwise produce, demonstrating the benefits of transitioning to a zero emissions fleet.

## Annual Emissions Analysis

Finally, the TransTrack Manager emissions model provides an annual year-to-year emissions summary, demonstrating your agency's ongoing commitment to reducing greenhouse gas emissions.

